PAGE	102

BY	CHK	REVISION RECORD MODIFICATIONS	DATE	REV.
ALLEN		RELEASE TO PRODUCTION	2007,8,2	1.0

SPECIFICATION
Current Rate: 1.5 AMP
Insulation Rrsistance: 1000mΩMin
Contact Resistance: 20mΩMax
Dielectric voltage: 500V AC for one minute
Operation Temperature: -40℃to +105℃

MATERIAL
Insulator: Polyester,UL94v-0
◎Sandard: Nylon 6T
Contact Pin: Phospor Bronze
Finish: Tin, Gold Plated
◎Sandard: Gold Flash all over

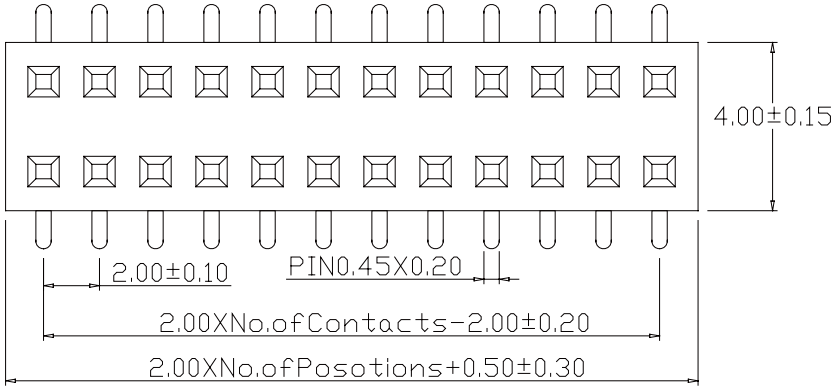

H	W
2.1	6.35
2.5	5.80

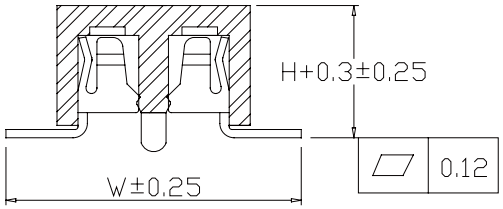

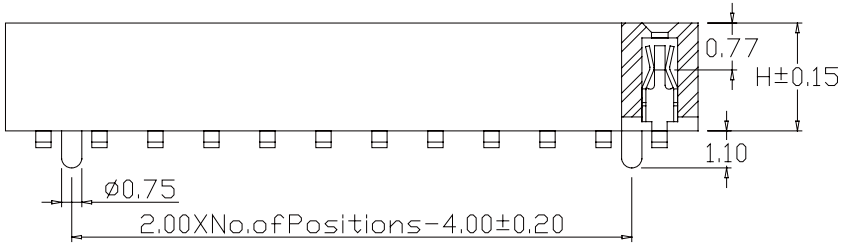

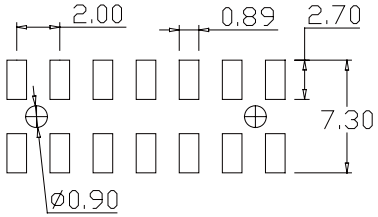

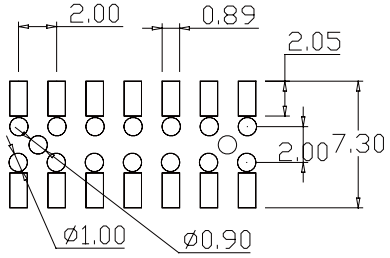

Recommended PCB Layout
(PCB YOLERANCE±0.05)

P S 2 M X X - 2 X X X B X X X - U

- 21:Plastic Height H=2.1mm
- 25:Palstic HeightH=2.5mm
- No.of contacts per row (02-40)

G:Gold flah	S:Selective
GA:Gold 5u"	SA:Selective5u"
GB:Gold 10u"	SB:Selective10u"
GC:Gold 20u"	SC:Selective20"
GD:Gold 30u"	SD:Selective30"
T:Tin Plated	TE:Tin200u"

- B:BlackInsulator
- O:W/O Cap; C:With Cap
- O:W/O Peg; P:With Peg
- T:Tube; R:Taping&Reel
- U:RoHS+Nylon6T

APPRO	CHECK	DRAWN	PART NO.	PS2MXX-2XXXBXXX-U			DESCRIPTION
			ITEM NO.				
			DRAW NO.				
			UNIT	mm	SCALE	no	
			TOLER		NO.		

Tel: 0769 22020068 Fax: 0769 22020069 E-mail: sales@vigortec.com